











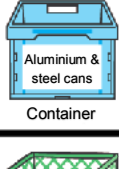

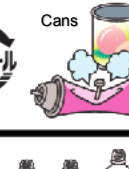


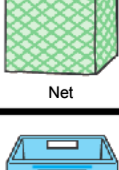




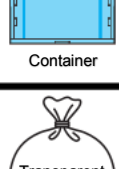





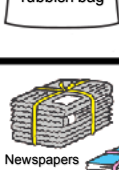

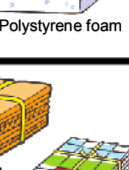


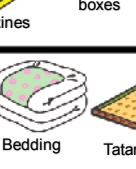






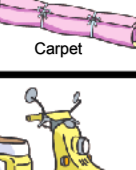

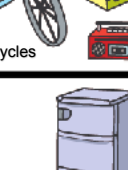
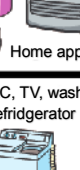
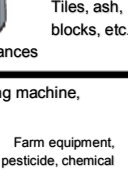

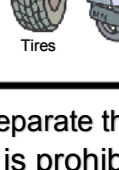
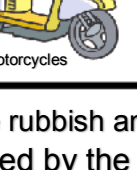

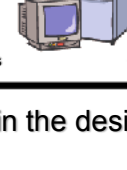



How to separate and dispose of household waste (Bisei Region)

	Type	Type of rubbish	Separation method	Collection day	
Collected at a waste collection point	Burnables	 Ibara City designated rubbish bag  Kitchen waste  Rubber/leather  Garden waste  Diapers  Video tapes	·Kitchen waste must be dried out before disposal ·Diapers must be washed before disposal ·Secure cassettes and video tapes with packing tape ·Rubbish must be less than 30cm big	Every week	
	Non-burnables	 Ibara City designated rubbish bag  Metal  Toys  Crockery  Glass  Plastic buckets, washing tools	·Empty containers before disposal (especially lighters) ·Broken glass must be wrapped in thick paper and labeled accordingly ·The bone part of an umbrella is non-burnable rubbish ·Rubbish must be less than 30cm big	Every month	
	Recyclables	Cans	 Aluminium & steel cans Container  アルミ  スチール  Cans  Wash out	·Containers must be emptied, washed, and drained ·Lids and caps must be removed ·Pierce a hole in aerosol cans before disposal ·Dispose of aluminium and steel cans together	Every month
		PET Bottles	 Net  PET  Drinking bottles  Oil bottles  Wash out	·Bottles must be emptied, washed, and drained ·Lids and caps must be removed, and disposed of in "plastic containers and packaging"	
		Bottles	 Container  Clear bottles  Brown bottles  Green bottles  Other bottles  Wash out	·Containers must be emptied, washed, and drained ·Lids and caps must be removed ·Cosmetic and oil bottles are non-burnable rubbish	
		Plastic containers and packaging	 Transparent rubbish bag  Food containers  Polystyrene foam  Containers and packaging	·Containers must be emptied, washed, and drained ·Lids and caps must be removed	
Not collected at a waste collection point	Waste paper and clothing	 Newspapers  Magazines  Cardboard boxes  Milk cartons  Other paper waste  Old clothes  Waste cooking oil	·Flatten out and bundle up the cardboard with string, so it can be held with one hand ·Put waste cooking oil in a bottle and tighten the cap	2 nd Saturday of every month	
	Oversized/ Landfill rubbish	 Furniture  Bedding  Tatami  Carpet  Bicycles  Home appliances  Tiles, ash, blocks, etc.	·Take burnables to Ibara Clean Centre ·Take non-burnables to Ikasa Resource Centre, or Ibara Recycling Centre, with permission from the city ·Flatten furniture so it is not more than 5cm thick, and 2m long ·Take landfill rubbish to Nonosako Disposal site, with permission from the city		
	Rubbish not dealt with by the city	 Tires  Motorcycles  Dangerous materials  AC, TV, washing machine, refrigerator  Farm equipment, pesticide, chemical bottles, solar water heaters, gas cylinders, etc.	·Consult a dealer or disposal company		

- Please separate the rubbish and put it out in the designated bag by 8am on collection day.
- Littering is prohibited by the city.
- Burnables, non-burnables, and recyclables are also collected on bank holidays.
- Please note that rubbish disposed of which is not in compliance with these rules will not be collected.